

Other Protistor® Fuses Ferrule Fuses 27x60 URO/URS/URB - 690 V to 1000 VAC



EXTREMELY HIGH IBREAKING CAPACITY FUSES:

PROTECTION OF POWER SEMI CONDUCTORS ACCORDING TO IEC STANDARD 60269.1 AND 4

690 V - 1000 V AC VOLTAGE RATING

aR-CLASS ACCORDING TO VDE 636-23 AND IEC 60269.4

690V URO and 1000V URB are UL RECOGNIZED

Main Characteristics

Voltage rating U_N (VAC)	Class	Current rating I_N (A)	Pre-arcing $I^2t @ 1 \text{ ms}$ I^2t_p (A ² s)	Total clearing I^2t I^2t_t (A ² s)	Watts loss		Tested Breaking capacity
					0,8 I_N	I_N	
690 V	URO	50	110	610 @ 660 V	8.4	16	200 kA @ 690 V
		63	155	860 @ 660 V	11.1	21	
		80	350	1880 @ 660 V	12.6	24	
		100	625	3210 @ 660 V	14.2	27	
		125	1400	6970 @ 660 V	15.7	30	
		160	3150	15000 @ 660 V	17.7	34	
		200	6580	30000 @ 660 V	19.4	38	
690 V	URS	250	15570	63000 @ 660 V	22.6	45	200 kA @ 690 V
		125	2790	13000 @ 660 V	14.5	25	
1000 V	URB	160	5500	24000 @ 660 V	17.5	30	100 kA @ 1000 V
		32	33	250 @ 1000 V	7.4	14.5	
		40	60	450 @ 1000 V	8.7	17	
		50	110	840 @ 1000 V	9.7	19	
		63	200	1470 @ 1000 V	11.3	22	
		80	435	3300 @ 1000 V	12.3	24	
		100	975	6000 @ 1000 V	14	27	
		125	1910	12500 @ 1000 V	16	31	
		160	3890	26700 @ 1000 V	18	35	
		170	4710	36000 @ 1000 V	19	37	

* Minimum operating voltage for trip-indicator: 20 V
Fuseholder Solution: See Gears and Fuse gears section



Other Protistor® Fuses

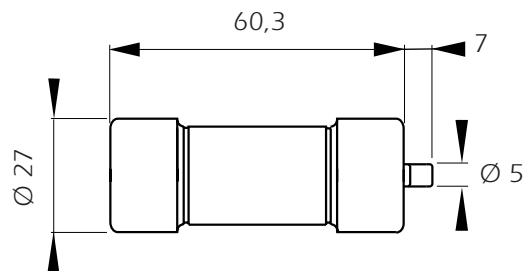
Ferrule Fuses

27x60 URQ/URS/URB - 690 V to 1000 VAC

27x60 - With trip-indicator

 Except 125 and 160A URS

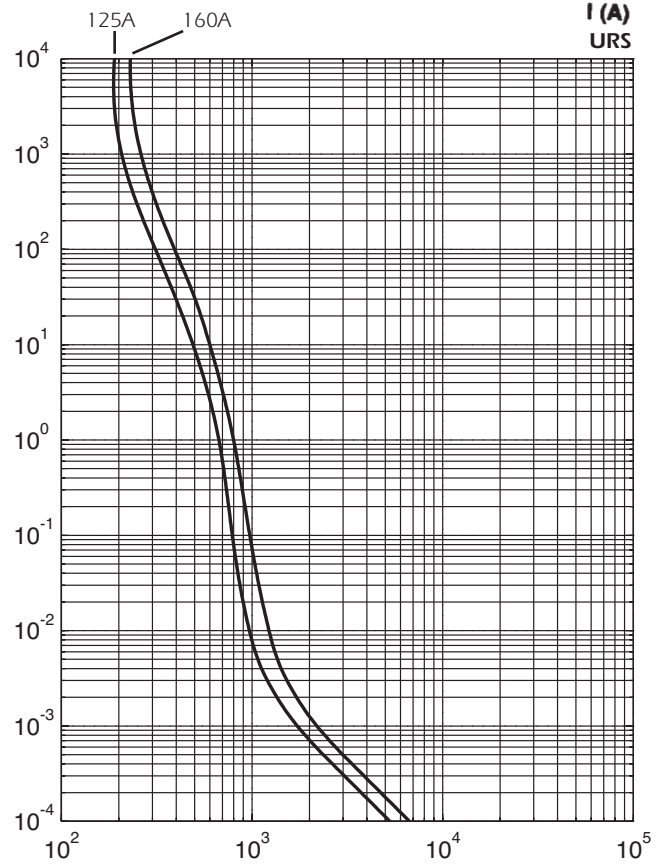
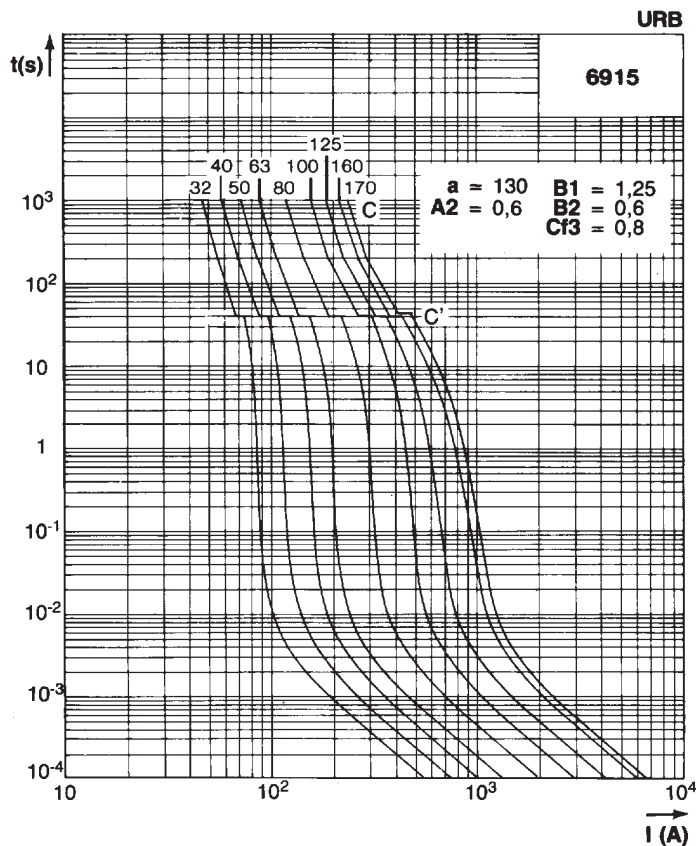
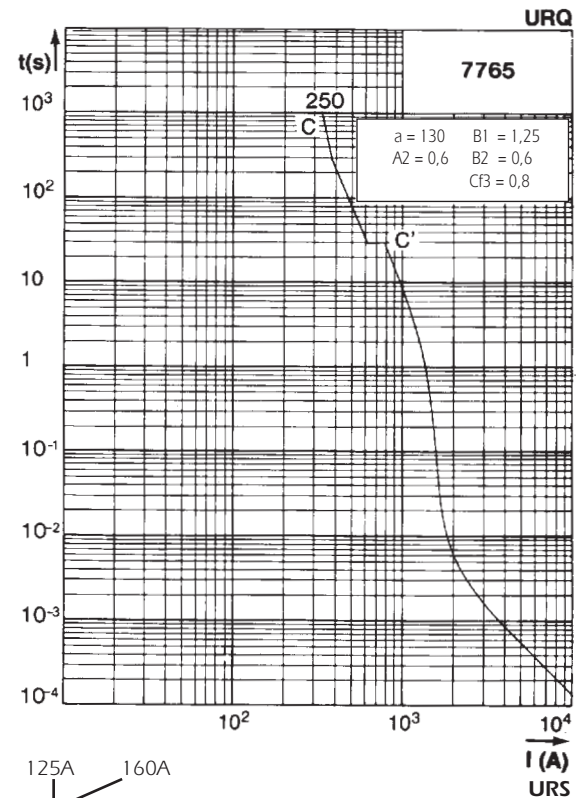
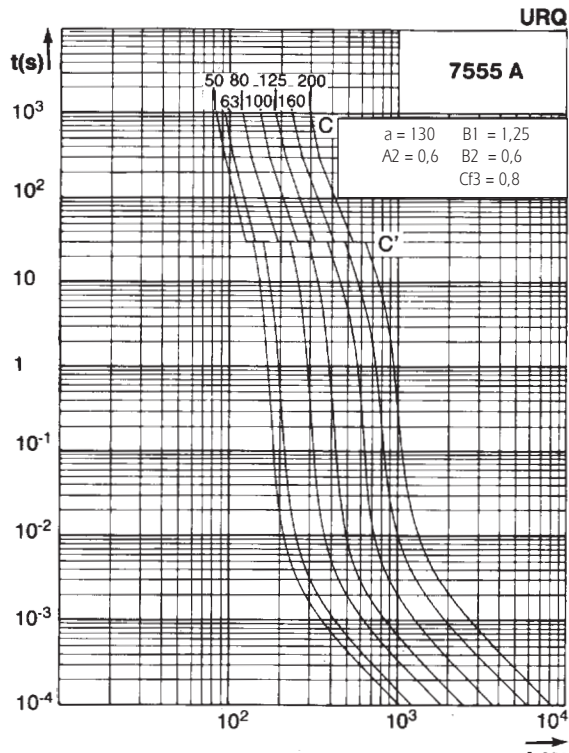
Type	Voltage	Current rating	Designation	Ref. Number	Catalog Number
URQ	690 V	50 A	6.921 CP URQ 27x60/ 50	N075958	FR27UQ69V50T
		63 A	6.921 CP URQ 27x60/ 63	V076309	FR27UQ69V63T
		80 A	6.921 CP URQ 27x60/ 80	W076310	FR27UQ69V80T
		100 A	6.921 CP URQ 27x60/100	R078330	FR27UQ69V100T
		125 A	6.921 CP URQ 27x60/125	S078331	FR27UQ69V125T
		160 A	6.921 CP URQ 27x60/160	X076311	FR27UQ69V160T
		200 A	6.921 CP URQ 27x60/200	T078332	FR27UQ69V200T
URS	690 V	250 A	6.921 CP URQ 27x60/250	T076308	FR27UQ69V250T
		125 A	6.921 CP URS 27x60/125	P209865	FR27US69V125T
		160 A	6.921 CP URS 27x60/160	Q209866	FR27US69V160T
URB	1000 V	32 A	1021 CP URB 27x60/ 32	S081298	FR27UB10C32T
		40 A	1021 CP URB 27x60/ 40	R081297	FR27UB10C40T
		50 A	1021 CP URB 27x60/ 50	Q081296	FR27UB10C50T
		63 A	1021 CP URB 27x60/ 63	P081295	FR27UB10C63T
		80 A	1021 CP URB 27x60/ 80	N081294	FR27UB10C80T
		100 A	1021 CP URB 27x60/100	M081293	FR27UB10C100T
		125 A	1021 CP URB 27x60/125	L081292	FR27UB10C125T
		160 A	1021 CP URB 27x60/160	K081291	FR27UB10C160T
		170 A	1021 CP URB 27x60/170	Z080338	FR27UB10C170T



Other Protistor® Fuses Ferrule Fuses

27x60 URQ/URS/URB - 690 V to 1000 VAC

Time vs current characteristics



These curves indicate, for each rated current, pre-arcing time vs. R.M.S. pre-arcing current.

Tolerance for mean pre-arcing current $\pm 8\%$.

Semiconductor (AC) fuses

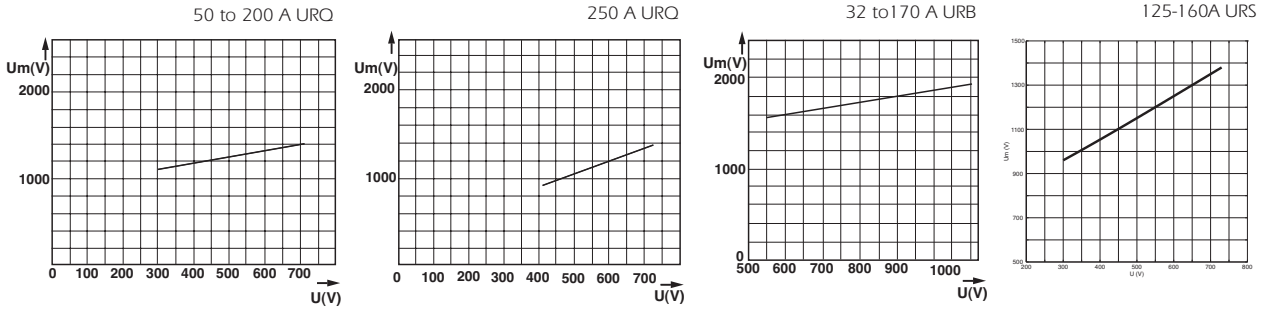


Other Protistor® Fuses

Ferrule Fuses

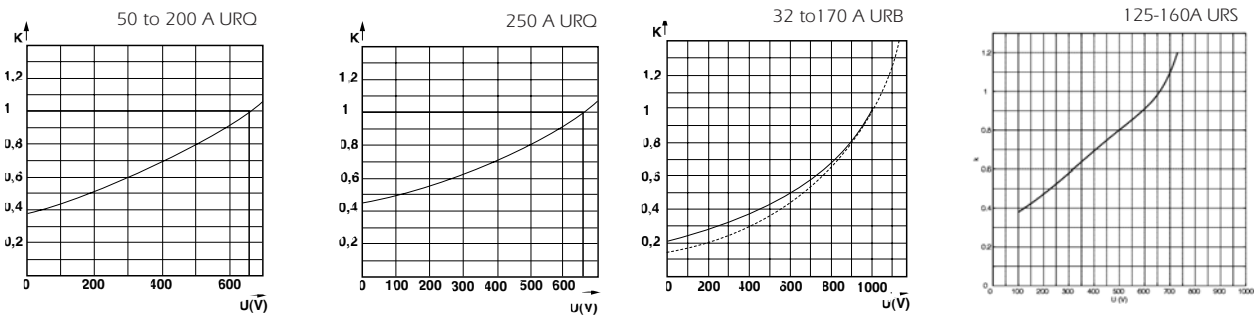
27x60 URQ/URS/URB - 690 V to 1000 VAC

Peak arc voltage



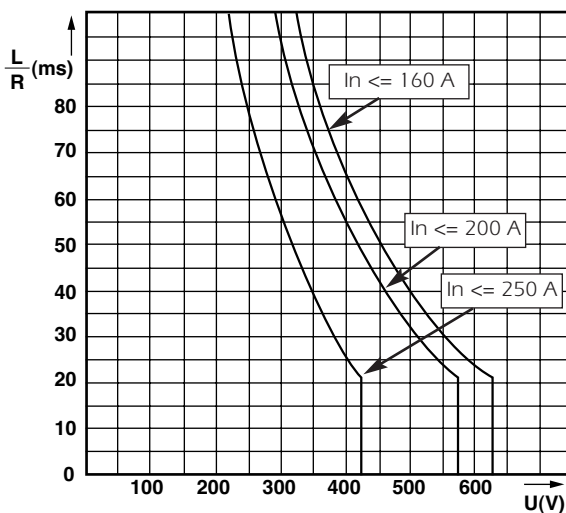
These curves show peak value U_m of arc voltage which appears across the fuse-link as a function of operating voltage $U @ \cos \varphi = 0.15$.

Corrective factor



Above: Mean curves show variation of total clearing time (I^2t) and total clearing duration t_t as a function of operating voltage U .

DC Application data



Left: Curves indicate permissible value of time constant L/r as a function of the DC working voltage